



















 PL# PF060922					
	Product #	PUSH FITTINGS	List Price	Inner	Master
	COUPLINGS				
	P13300	1/2 X 1/2 PUSH COUPLING	\$10.83	5	40
	P13301	3/4 X 3/4 PUSH COUPLING	\$12.94	5	25
	P13302	1 X 1 PUSH COUPLING	\$25.60	5	20
	REDUCING COUPLINGS				
	P13304	3/4 X 1/2 PUSH REDUCING COUPLING	\$13.88	5	30
	P13303	1 X 3/4 PUSH REDUCING COUPLING	\$25.61	5	20
	REPAIR COUPLINGS				
	P13306	1/2 X 1/2 PUSH REPAIR COUPLING	\$19.70	5	20
	P13305	3/4 X 3/4 PUSH REPAIR COUPLING	\$23.15	5	30
	FEMALE ADAPTER				
	P13307	1/2 X 1/2 PUSH X FEMALE ADAPTER	\$8.72	5	40
	P13311	1/2 X 3/4 PUSH X FEMALE ADAPTER	\$9.48	5	30
	P13308	3/4 X 3/4 PUSH X FEMALE ADAPTER	\$11.23	5	30
	P13310	1 X 3/4 PUSH X FEMALE ADAPTER	\$18.82	5	25
	P13309	1 X 1 PUSH X FEMALE ADAPTER	\$20.19	5	25
	MALE ADAPTER				
	P13312	1/2 X 1/2 PUSH X MALE ADAPTER	\$8.72	5	40
	P13316	1/2 X 3/4 PUSH X MALE ADAPTER	\$11.23	5	30
	P13313	3/4 X 3/4 PUSH X MALE ADAPTER	\$10.47	5	30
	P13315	1 X 3/4 PUSH X MALE ADAPTER	\$20.85	5	25
	P13314	1 X 1 PUSH X MALE ADAPTER	\$21.66	5	25
	ELBOWS				
	P13317	1/2 X 1/2 PUSH ELBOW	\$12.25	5	30
	P13326	3/4 X 1/2 PUSH ELBOW	\$16.39	5	25
	P13318	3/4 X 3/4 PUSH ELBOW	\$14.95	5	25
	P13319	1 X 1 PUSH ELBOW	\$27.99	5	15
	PUSH X FEMALE ELBOW				
	P13320	1/2 X 1/2 PUSH X FEMALE ELBOW	\$12.79	5	40
	P13321	3/4 X 3/4 PUSH X FEMALE ELBOW	\$20.99	5	25

	Product #	PUSH FITTINGS	List Price	Inner	Master
	PUSH X FEMALE SLIP TEE				
	P13323	1/2 X 1/2 X 1/2 PUSH X PUSH X FEM SLIP TEE	\$20.76	5	15
	P13322	3/4 X 3/4 X 3/4 PUSH X PUSH X FEM SLIP TEE	\$25.73	5	10
	PUSH X MALE ELBOW				
	P13324	1/2 X 1/2 PUSH X MALE ELBOW	\$12.79	5	40
	P13325	3/4 X 3/4 PUSH X MALE ELBOW	\$16.39	5	25
	PUSH X FEMALE ELBOW DROP EAR				
	P13327	1/2 X 1/2 PUSH X FEMALE ELBOW DROP EAR	\$12.79	5	30
	TEES				
	P13328	1/2 X 1/2 X 1/2 PUSH TEE	\$16.53	5	25
	P13329	3/4 X 3/4 X 3/4 PUSH TEE	\$21.17	5	15
	P13334	1 X 1 X 3/4 PUSH TEE	\$39.42	5	10
	P13330	1 X 1 X 1 PUSH TEE	\$40.45	5	10
	REDUCING TEES				
	P13331	3/4 X 1/2 X 1/2 PUSH REDUCING TEE	\$22.01	5	15
	P13332	3/4 X 1/2 X 3/4 PUSH REDUCING TEE	\$22.01	5	15
	P13333	3/4 X 3/4 X 1/2 REDUCING TEE	\$21.17	5	15
	SLIP TEE				
	P13336	1/2 X 1/2 X 1/2 PUSH SLIP TEE	\$20.66	5	15
	P13335	3/4 X 3/4 X 3/4 PUSH SLIP TEE	\$25.25	5	10
	END STOP				
	P13337	1/2 PUSH END STOP	\$10.48	5	50
	P13338	3/4 PUSH END STOP	\$11.78	5	40
	P13339	1 PUSH END STOP	\$22.10	5	30
	BALL VALVE				
	P13342	1/2 X 1/2 PUSH X PUSH BALL VALVE	\$30.53	5	25
	P13341	3/4 X 3/4 PUSH X PUSH BALL VALVE	\$38.42	5	15
	P13340	1 X 1 PUSH X PUSH BALL VALVE	\$52.19	5	10
	SLIP CLIP™ RELEASE TOOL				
	P13345	1/2 PUSH SLIP CLIP™ RELEASE TOOL	\$3.74	5	20
	P13344	3/4 PUSH SLIP CLIP™ RELEASE TOOL	\$3.74	5	25
	P13343	1 PUSH SLIP CLIP™ RELEASE TOOL	\$3.74	5	35

	Product #	PUSH FITTINGS	List Price	Inner	Master
	1/4 TURN STRAIGHT STOP VALVE				
	P13346	1/2 X 1/2, 1/4 TURN PUSH X PUSH STRAIGHT STOP VALVE	\$35.43	5	30
	1/4 TURN ANGLE STOP VALVE (CHROME PLATED)				
	P13347	1/2 PUSH X 1/4 OD (COMP) CHROME PLATED, 1/4 TURN ANGLE STOP VALVE	\$20.68	5	30
	P13349	1/2 PUSH X 3/8 OD (COMP) CHROME PLATED, 1/4 TURN ANGLE STOP VALVE	\$22.16	5	30
	1/4 TURN STRAIGHT STOP VALVE (CHROME PLATED)				
	P13350	1/2 PUSH X 1/4 OD (COMP) CHROME PLATED, 1/4 TURN STRAIGHT STOP VALVE	\$22.16	5	30
	P13348	1/2 PUSH X 3/8 OD (COMP) CHROME PLATED, 1/4 TURN STRAIGHT STOP VALVE	\$22.16	5	30
	COUPLINGS (COPPER)				
	P13351	1/2 X 1/2 PUSH COUPLING (COPPER)	\$8.77	5	40
	P13352	3/4 X 3/4 PUSH COUPLING (COPPER)	\$10.49	5	25
	REDUCING COUPLINGS (COPPER)				
	P13353	3/4 X 1/2 PUSH REDUCING COUPLING (COPPER)	\$11.25	5	30
	REPAIR COUPLINGS (COPPER)				
	P13355	1/2 X 1/2 PUSH REPAIR COUPLING (COPPER)	\$18.76	5	20
	P13354	3/4 X 3/4 PUSH REPAIR COUPLING (COPPER)	\$15.96	5	30
	FEMALE ADAPTER (COPPER)				
	P13356	1/2 X 1/2 PUSH X FEMALE ADAPTER (COPPER)	\$7.07	5	40
	P13358	1/2 X 3/4 PUSH X FEMALE ADAPTER (COPPER)	\$7.68	5	30
	P13357	3/4 X 3/4 PUSH X FEMALE ADAPTER (COPPER)	\$9.10	5	30
	MALE ADAPTER (COPPER)				
	P13359	1/2 X 1/2 PUSH X MALE ADAPTER (COPPER)	\$7.07	5	30
	P13361	1/2 X 3/4 PUSH X MALE ADAPTER (COPPER)	\$9.10	5	30
	P13360	3/4 X 3/4 PUSH X MALE ADAPTER (COPPER)	\$8.48	5	30
	ELBOWS (COPPER)				
	P13362	1/2 X 1/2 PUSH ELBOW (COPPER)	\$9.92	5	30
	P13366	3/4 X 1/2 PUSH ELBOW (COPPER)	\$13.28	5	25
	P13363	3/4 X 3/4 PUSH ELBOW (COPPER)	\$12.11	5	25

	Product #	PUSH FITTINGS	List Price	Inner	Master
	PUSH X FEMALE ELBOW (COPPER)				
	P13364	1/2 X 1/2 PUSH X FEMALE ELBOW (COPPER)	\$10.36	5	40
	PUSH X MALE ELBOW (COPPER)				
	P13365	1/2 X 1/2 PUSH X MALE ELBOW (COPPER)	\$10.36	5	40
	TEES (COPPER)				
	P13367	1/2 X 1/2 X 1/2 PUSH TEE (COPPER)	\$13.39	5	25
	P13368	3/4 X 3/4 X 3/4 PUSH TEE (COPPER)	\$17.15	5	15
	REDUCING TEES (COPPER)				
	P13369	3/4 X 3/4 X 1/2 PUSH REDUCING TEE (COPPER)	\$17.15	5	15
	END STOP (COPPER)				
	P13370	1/2 PUSH END STOP (COPPER)	\$8.49	5	50
	P13371	3/4 PUSH END STOP (COPPER)	\$9.55	5	40
	SLIP CLIP™ RELEASE TOOL (COPPER)				
	P13372	1/2 PUSH SLIP CLIP™ RELEASE TOOL FOR COPPER (COPPER)	\$4.30	5	35
	P13373	3/4 PUSH SLIP CLIP™ RELEASE TOOL FOR COPPER (COPPER)	\$4.30	5	25